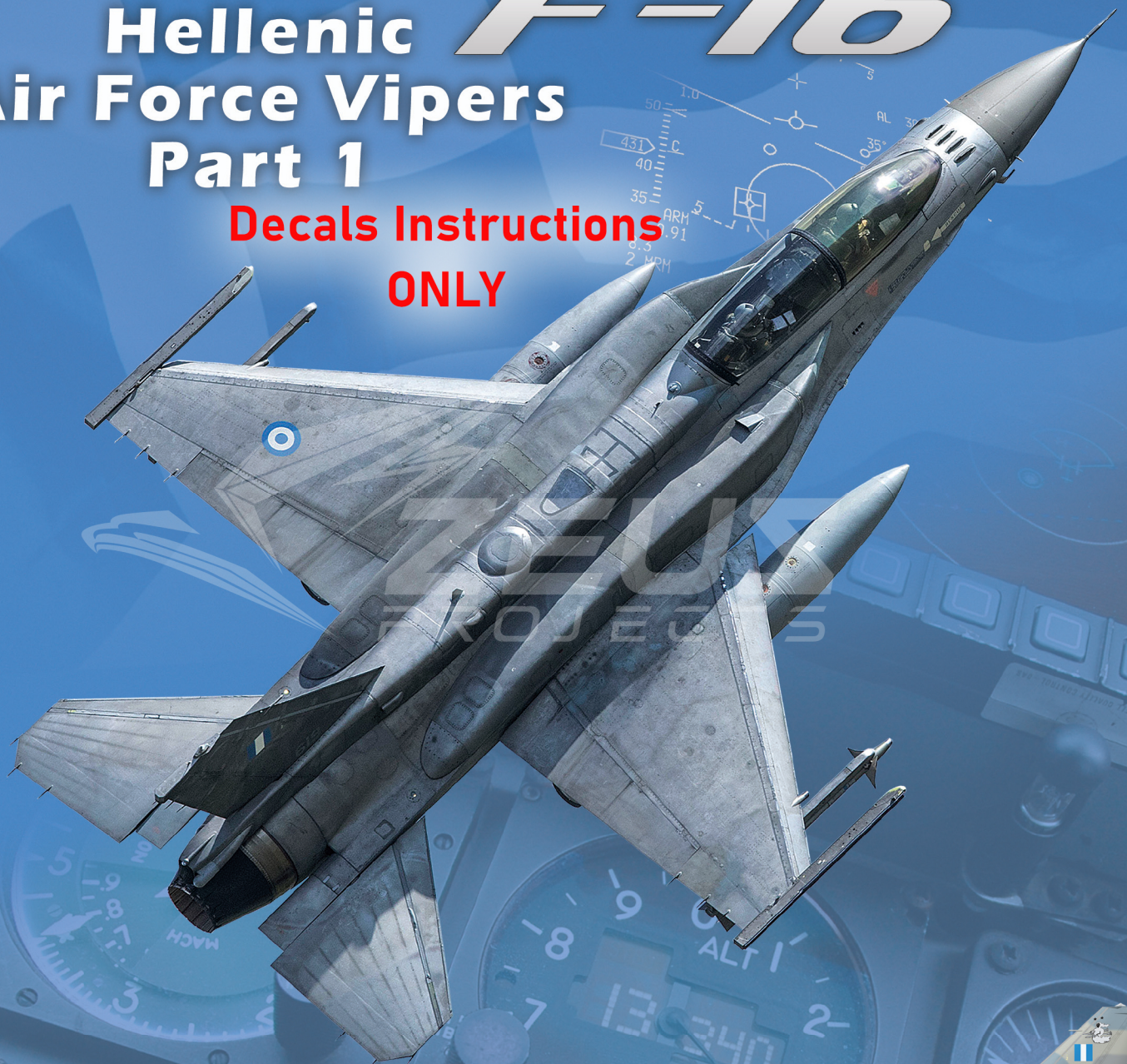


# Hellenic **F-16** Air Force Vipers Part 1


**Decals Instructions  
ONLY**

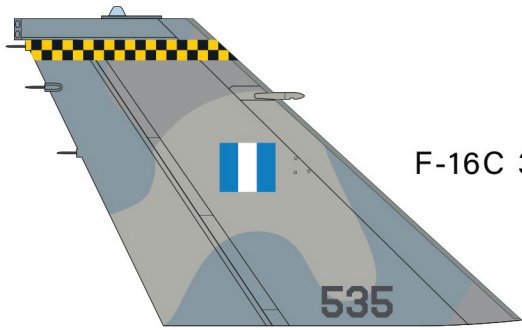


**1:48 decals for F-16C/D  
Block52+ and block52M  
in Greek service  
48-001**

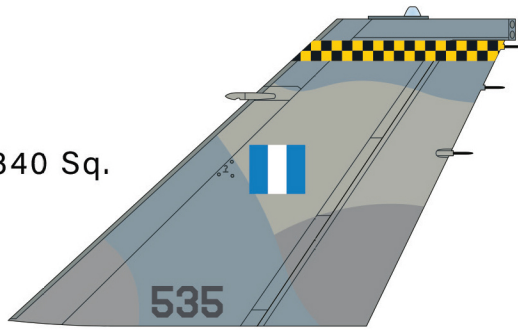


**ZEUS  
PROJECTS**

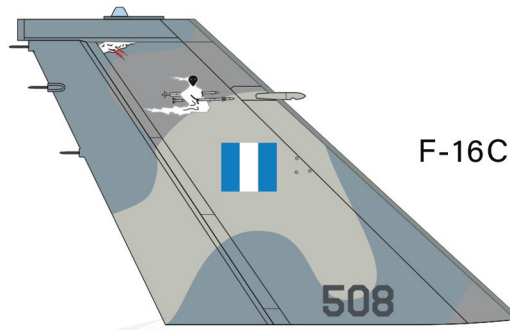
Printed in Italy by 



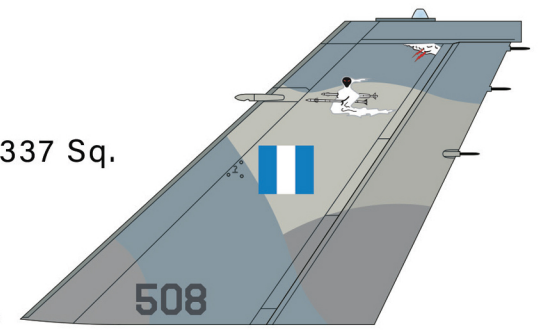
F-16C 340 Sq.



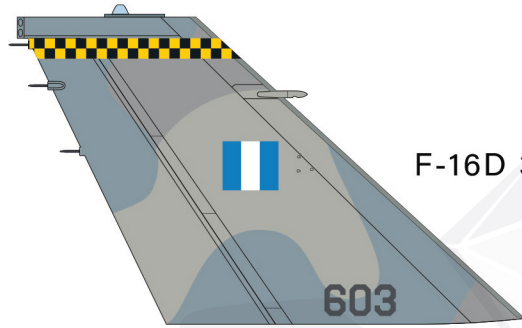
535



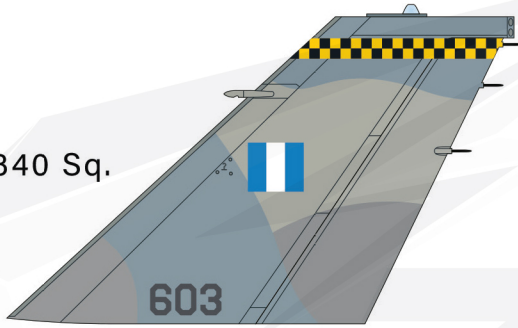
F-16C 337 Sq.



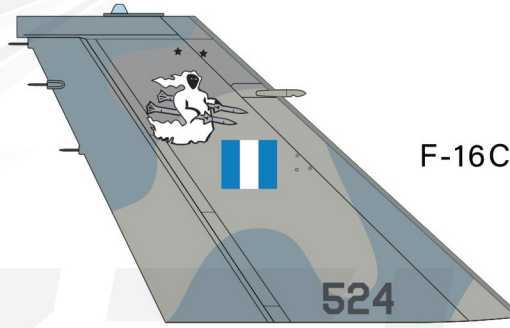
508



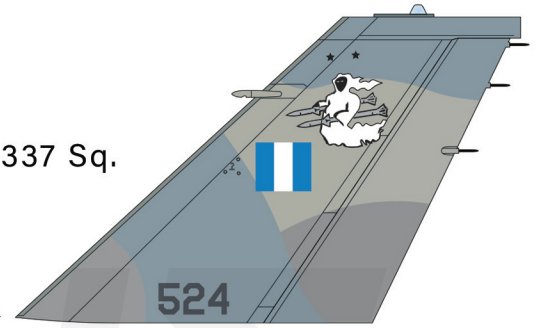
F-16D 340 Sq.



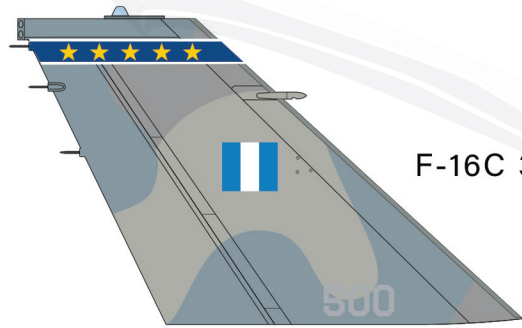
603



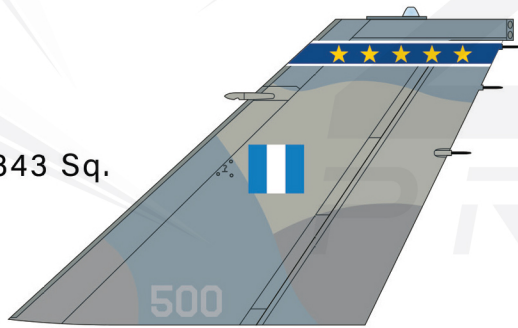
F-16C 337 Sq.



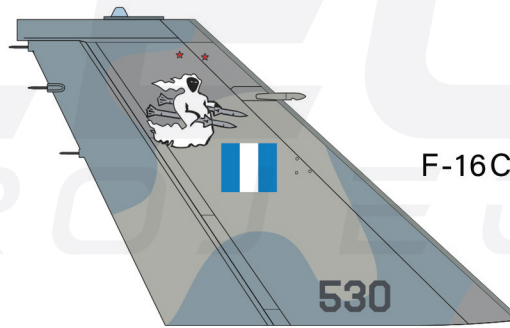
524



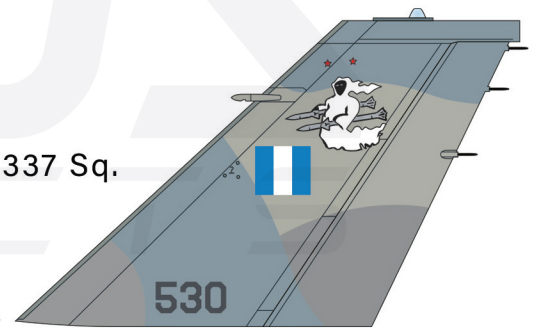
F-16C 343 Sq.



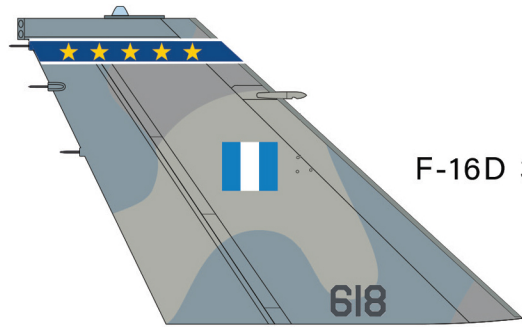
500



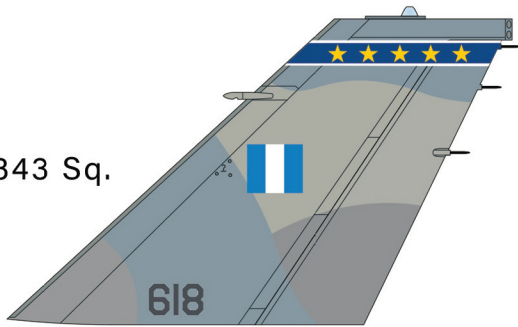
F-16C 337 Sq.



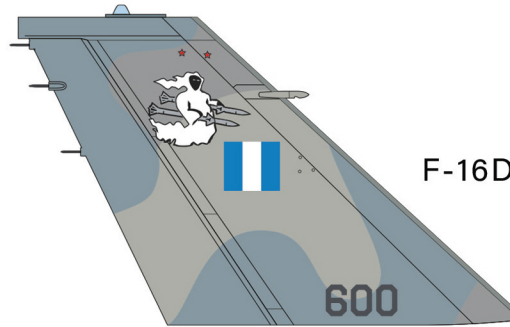
530



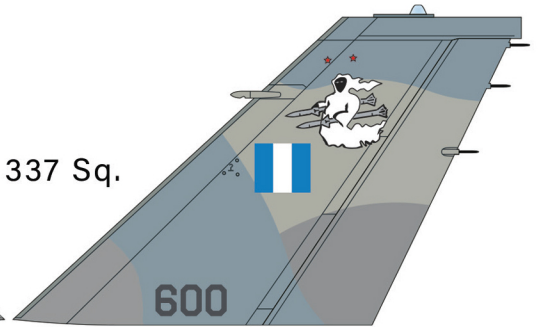
F-16D 343 Sq.



618




F-16D 337 Sq.



600

# F-16C block 52+ 337 Squadron



Two versions of the carbon exhaust segments are provided. First version is a dark-grey pattern of carbon weave pre-painted on black background.


Second version is transparent giving the modeler the option to paint the background of the segment with a custom color.

Depending on the type of aircraft you are making this decal needs to be cut and placed at the appropriate position.



Use each of the options provided based on your references

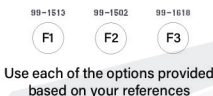
F30 H13  
use either one based on references



F61  
control surfaces neutral position indicators

Cut decal and place facing the other way

Depending on the type of aircraft you are making this decal needs to be cut and placed at the appropriate position.

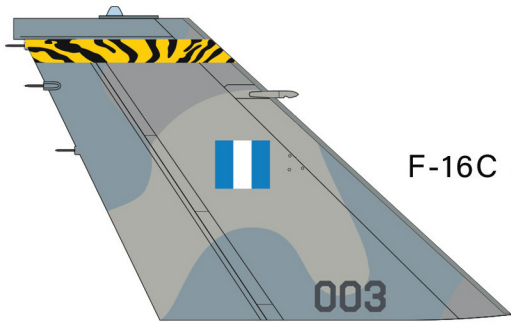


Use each of the options provided based on your references

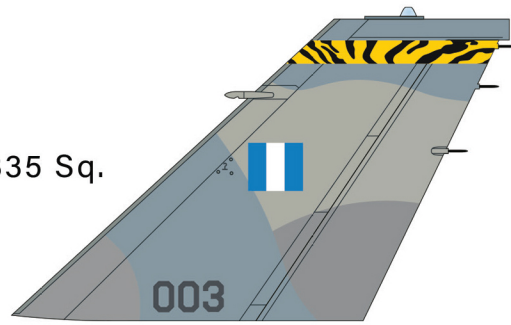
use either one based on references



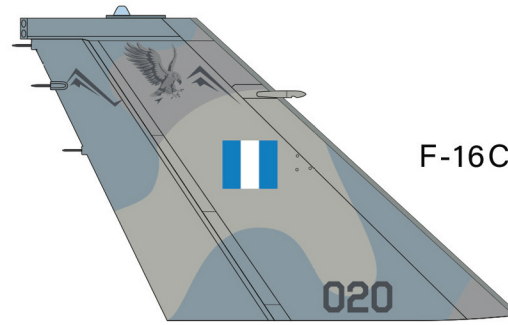
control surfaces neutral position indicators



F-16C 335 Sq.

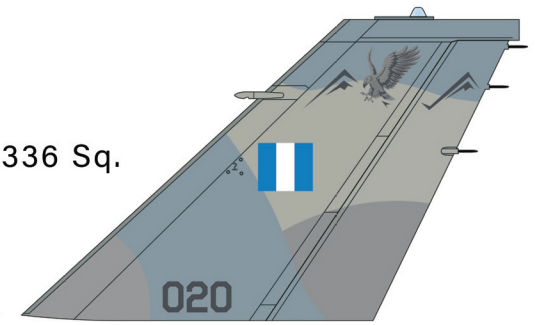


003



F-16C 336 Sq.

020



020

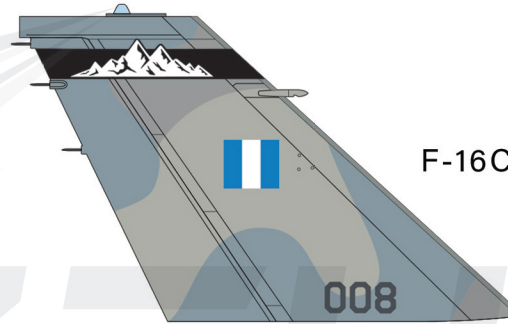


F-16C 335 Sq.

017

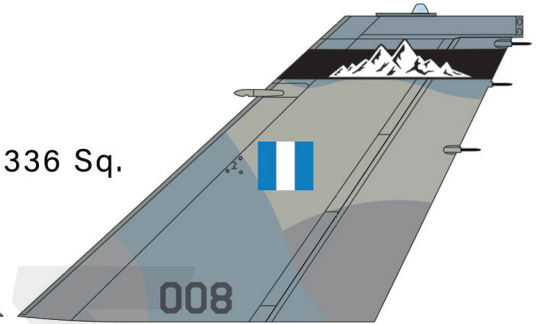


017

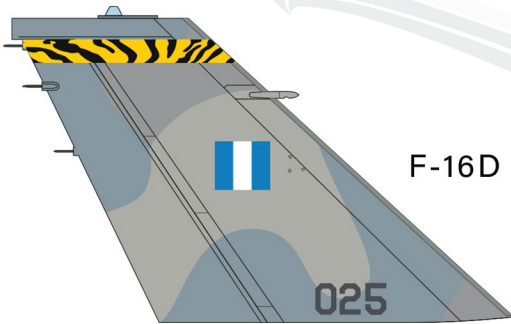


F-16C 336 Sq.

008



008

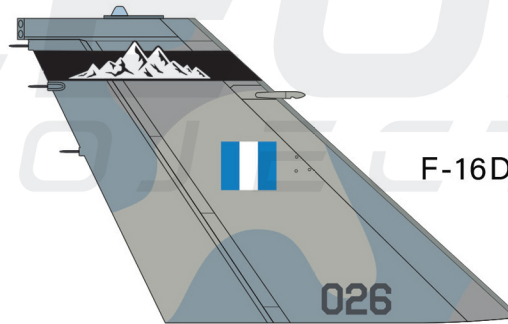


F-16D 335 Sq.

025




025

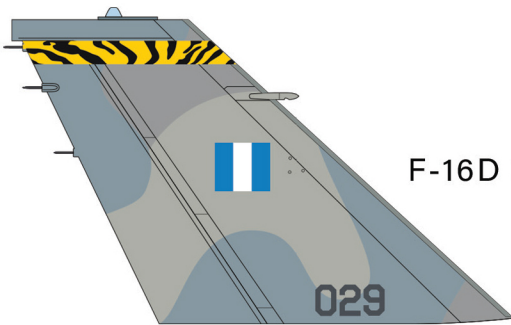


F-16D 336 Sq.

026




026




F-16D 335 Sq.

029

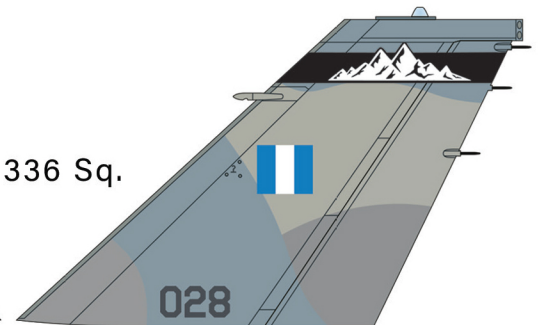


029



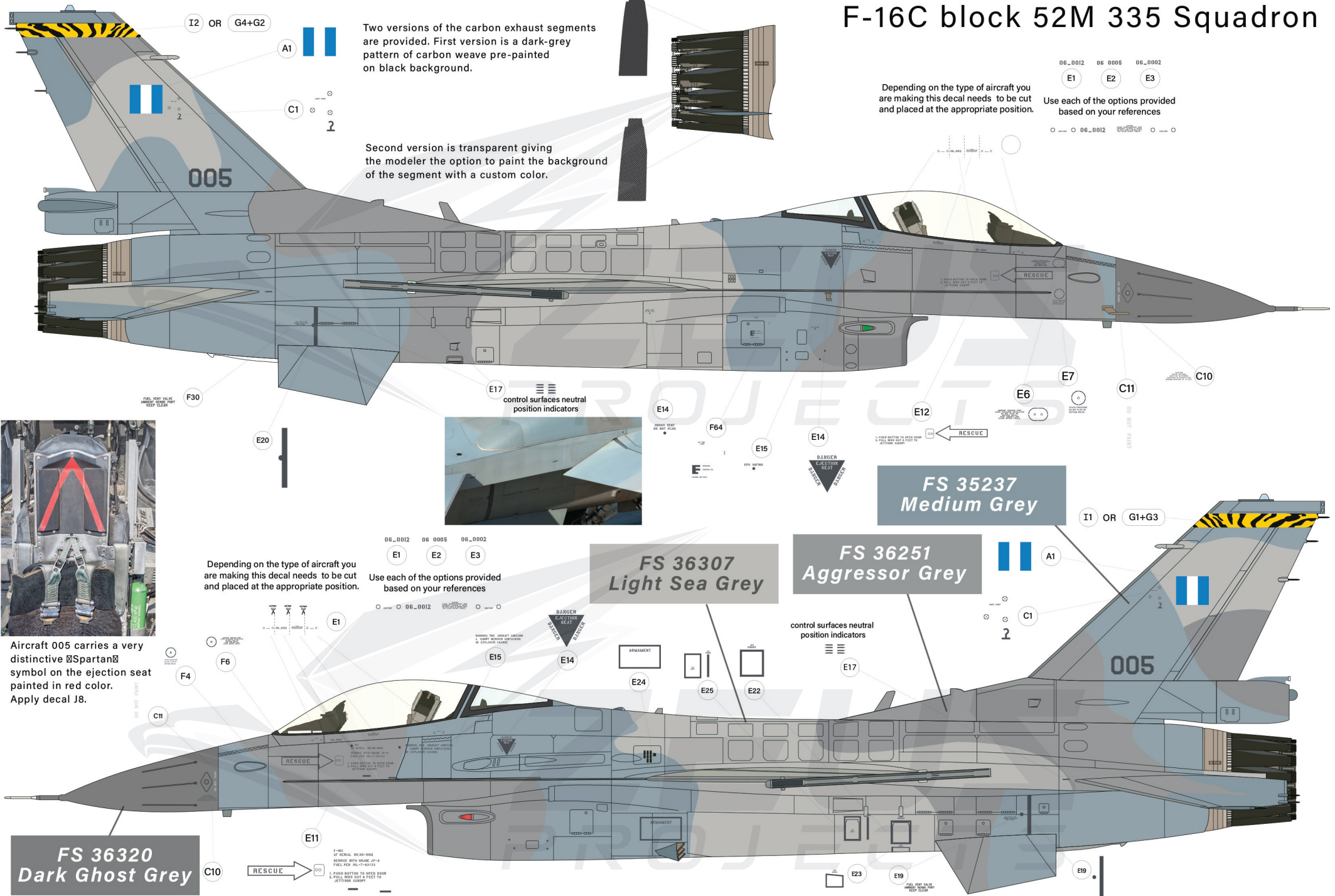
F-16D 336 Sq.

028



028

# F-16C block 52M 335 Squadron



I2 OR G4+G2  
A1  
C1

Two versions of the carbon exhaust segments are provided. First version is a dark-grey pattern of carbon weave pre-painted on black background.

Second version is transparent giving the modeler the option to paint the background of the segment with a custom color.

Depending on the type of aircraft you are making this decal needs to be cut and placed at the appropriate position.

06\_0012 06\_0005 06\_0002  
E1 E2 E3  
Use each of the options provided based on your references

06\_0012

F30  
FUEL TANK TALKIE  
ARMED TALKIE ONLY  
KEEP CLEAN



Aircraft 005 carries a very distinctive Spartan symbol on the ejection seat painted in red color. Apply decal J8.

E17  
control surfaces neutral position indicators



Depending on the type of aircraft you are making this decal needs to be cut and placed at the appropriate position.

06\_0012 06\_0005 06\_0002  
E1 E2 E3  
Use each of the options provided based on your references

FS 36307  
Light Sea Grey

FS 36251  
Aggressor Grey

FS 35237  
Medium Grey

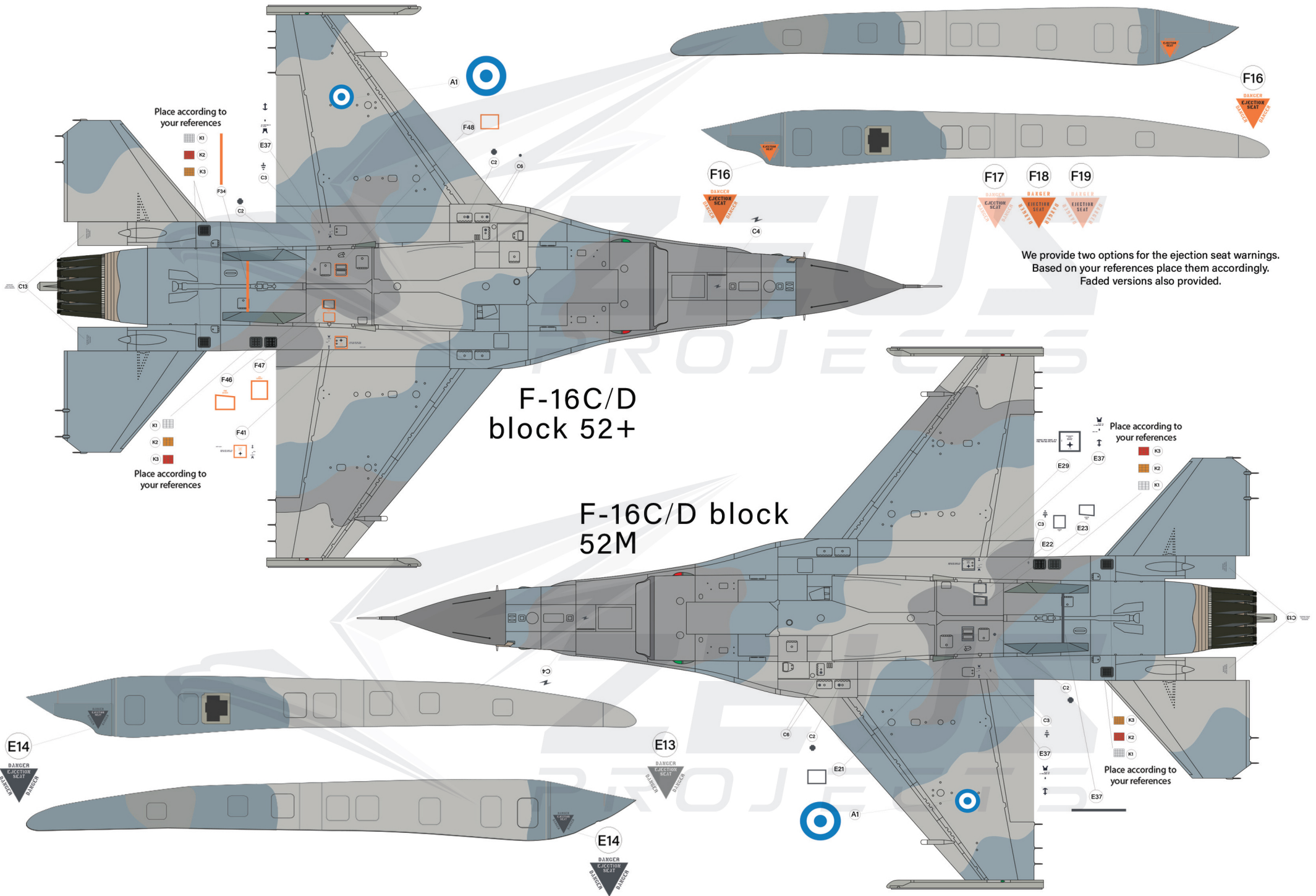
control surfaces neutral position indicators

FS 36320  
Dark Ghost Grey

E11  
RESCUE

F-16C  
AF SERIAL: 86-05-0002  
SERVICED WITH ORIGIN JP-6  
FUEL FOR 10-17-0013  
1. PULL HANDLE TO OPEN DOWN  
& PULL UP TO EJECT TO  
EJECTION CANNOPY

E19  
FUEL TANK TALKIE  
ARMED TALKIE ONLY  
KEEP CLEAN



F-16C/D  
block 52+

F-16C/D block  
52M

Place according to  
your references

- K1
- K2
- K3

Place according to  
your references

- K1
- K2
- K3

Place according to  
your references

- K3
- K2
- K1

Place according to  
your references

- K3
- K2
- K1

We provide two options for the ejection seat warnings.  
Based on your references place them accordingly.  
Faded versions also provided.

F16

DANGER  
EJECTION  
SEAT  
DANGER

F16

DANGER  
EJECTION  
SEAT  
DANGER

F17

DANGER  
EJECTION  
SEAT  
DANGER

F18

DANGER  
EJECTION  
SEAT  
DANGER

F19

DANGER  
EJECTION  
SEAT  
DANGER

E14

DANGER  
EJECTION  
SEAT  
DANGER

E13


DANGER  
EJECTION  
SEAT  
DANGER

E14

DANGER  
EJECTION  
SEAT  
DANGER

This decal needs to be cut and placed at the appropriate position.

cut here



Place according to your references



Only for Block 52M with no CFT's

EPU TURBINE



2

E16

FS 36307  
Light Sea Grey

FS 36320  
Dark Ghost Grey

FS 36251  
Aggressor Grey

cut to shape and place to appropriate position



FS 35237  
Medium Grey



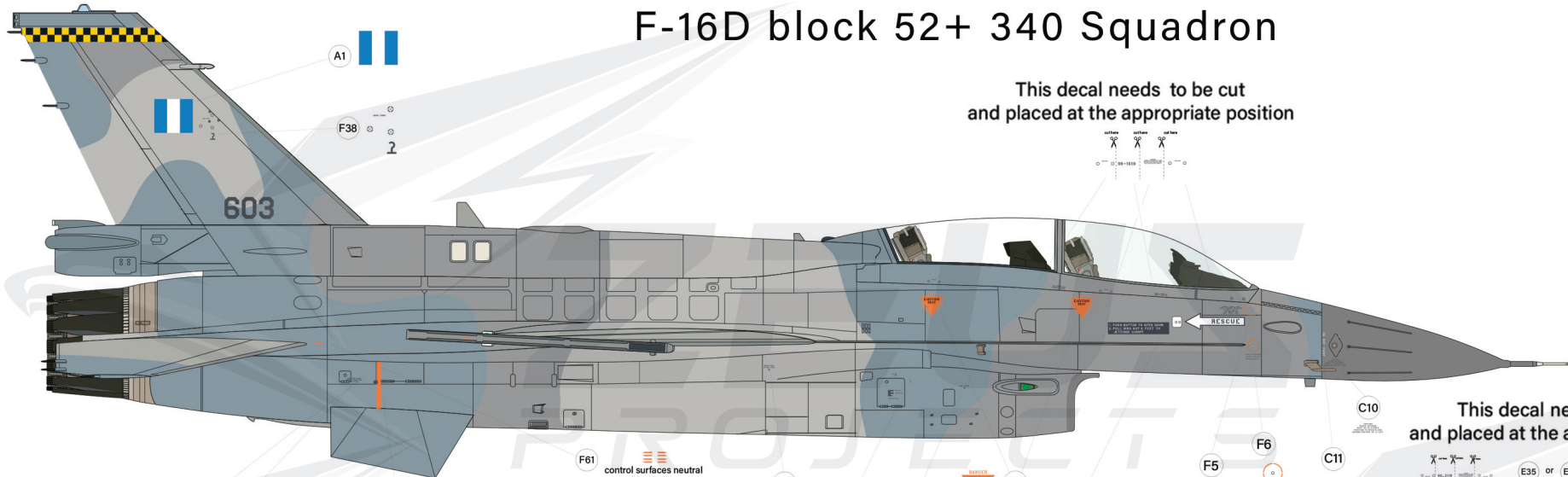
J5



J6



# F-16D block 52+ 340 Squadron



This decal needs to be cut and placed at the appropriate position



use either one based on references

This decal needs to be cut and placed at the appropriate position



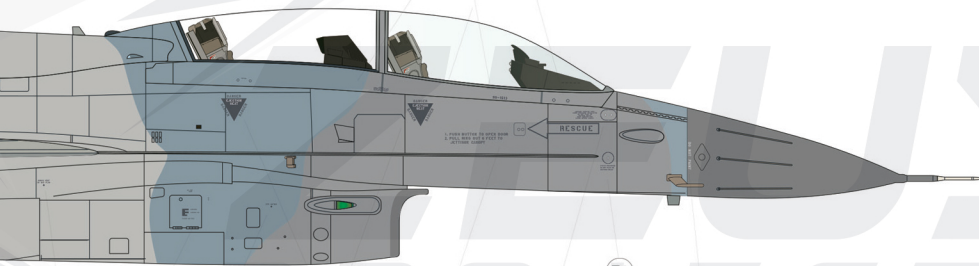
control surfaces neutral position indicators

This decal needs to be cut and placed at the appropriate position



Cut decal and place facing the other way

# F-16D block 52M



This decal needs to be cut and placed at the appropriate position



use either one based on references

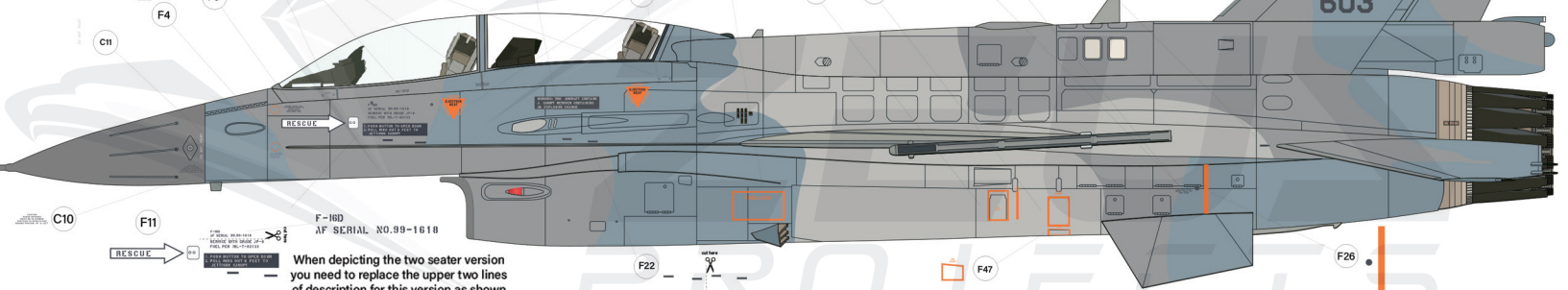
control surfaces neutral position indicators



F-16D AF SERIAL NO.00-2118

When depicting the two seater version you need to replace the upper two lines of description for this version as shown


# F-16D block 52+ 340 Squadron



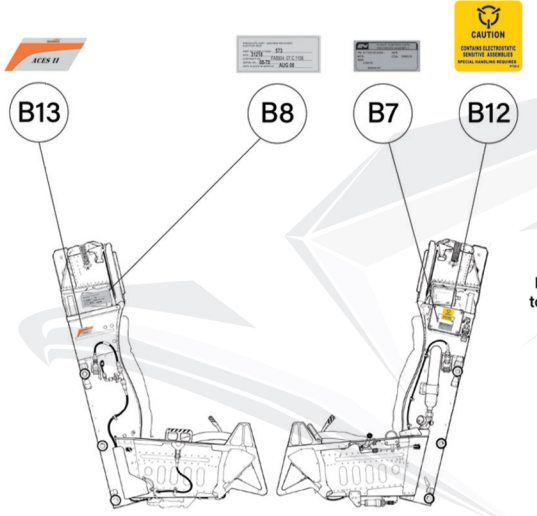
F-16D AF SERIAL NO.99-1618

When depicting the two seater version you need to replace the upper two lines of description for this version as shown

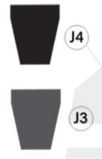




B6



Place according to your references



Use this decal as an option based on your references




The design of the decals was based on the outstanding reference book by Eagle Aviation, Viper Under The Skin – Special Edition. This is a unique 600 photos book that uncovers every aspect of the F-16C/D/E/F Fighting Falcon. Cockpits, fuselage details, landing gear, engines, and avionics are thoroughly presented throughout 144 pages printed on high quality paper.

available at:  
[scaleindetail.com](http://scaleindetail.com)  
[the48ers.com](http://the48ers.com)



The reader will not only discover a complete walk around of the F-16 but also all the internal features of the jet pictured during heavy maintenance like the engine bay, fuel cells, APU, hydraulic systems, flight control actuators etc. Finally all the modern live ordnance is presented from AIM-120Cs and AIM-2000s up to AGM-154Cs and GBU-50s as well as the Recce Pod, DB-110. A must have for every serious model builder.



# F-16C block 50M 335 Squadron



335 Sq. "Tiger"



336 Sq. "Olympos"




337 Sq. "Ghost"



340 Sq. "Fox"



343 Sq. "Star"



Designed by Zeus Projects  
Copyright © Zeus Projects 2021



Zeus Projects Core Team  
Ilias Gkonis - John Lekkas  
Decals & Instructions  
Design: Andreas Apostolopoulos

Technical advisors: Argiris Vladis  
Cover Page Profiles: Georgios Psarras  
Photography: John Lekkas - eagleaviation.gr  
Special thanks to:  
Sotiris Kakalettris (AviationProject.com),  
Nikos Chantzis, Nikos Fazos, Scott Brown (Bullseye Decals)