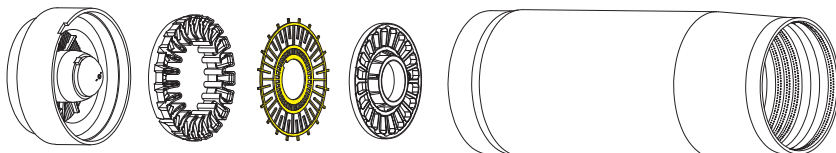
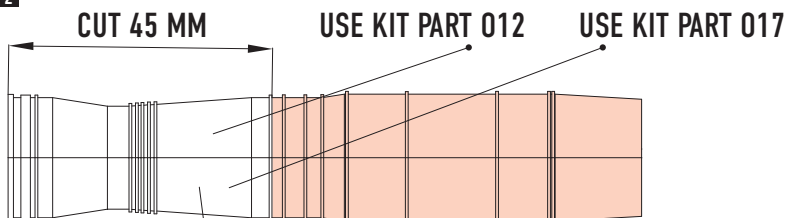


1

X2



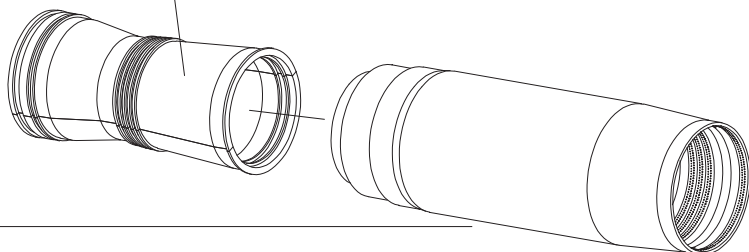
2



X2

3

X2



4

STEP 10 IN THE MODEL MANUAL

Attaching Engine, Intake Ramps & Main Landing Gear Bay

5

X2

5

STEP 16 IN THE MODEL MANUAL

Closing Fuselage & attaching Nozzles

