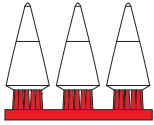
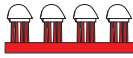


CUT

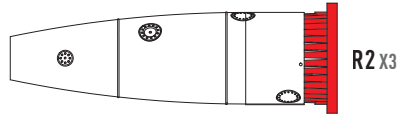


R1

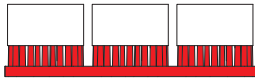
USE A SAW TO REMOVE SUPPORTS
FROM 3D PRINTED PARTS



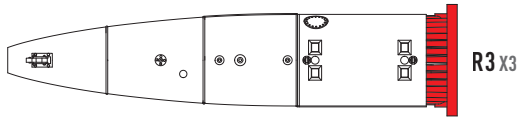
R4



R2 x3

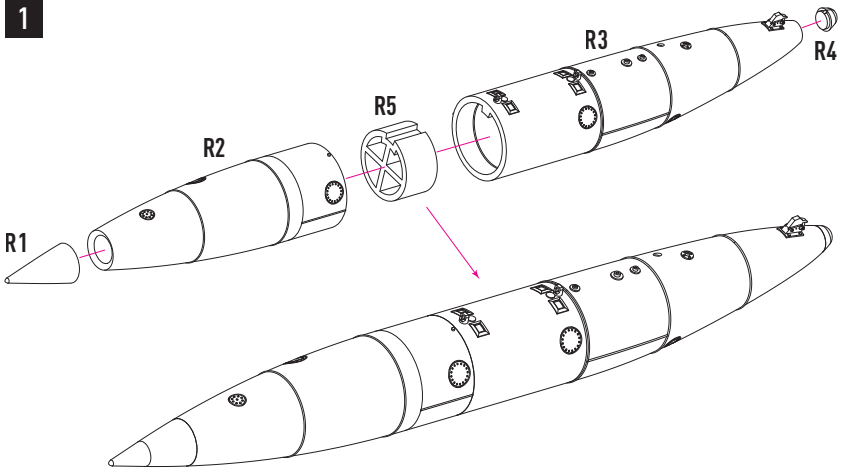


R5



R3 x3

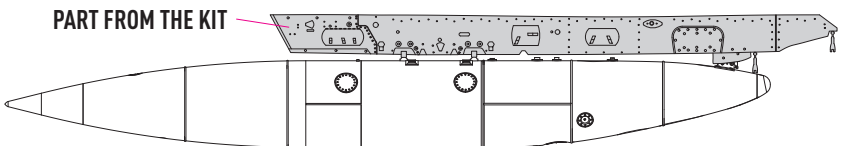
1



2

CORRECT POSITION OF THE PYLON RELATIVE TO THE FUEL TANK

PART FROM THE KIT



← FLIGHT DIRECTION

COLORS	GUNZE / AGEOS	GUNZE / MR.COLOR	FEDERAL STANDARD
GRAY	H315	C315	FS 16440
SILVER	H8	C6	

