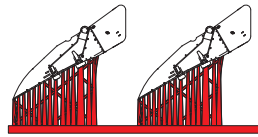


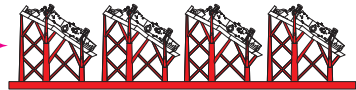
CUT

REMOVE PROTECTIVE COVER

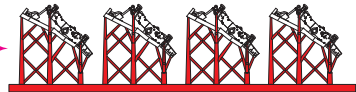
USE A SAW TO REMOVE SUPPORTS
FROM 3D PRINTED PARTS



R1 R2 R3 R4

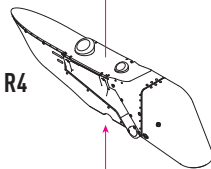
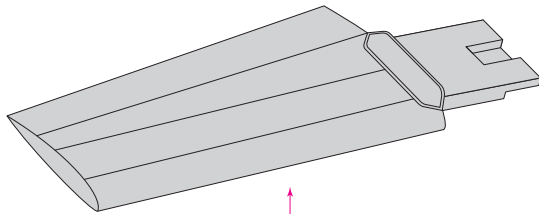


R5

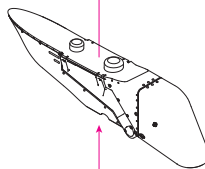


R6

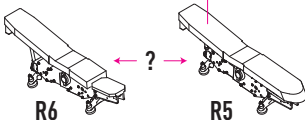
1 RIGHT WING



R4

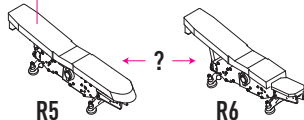


R3



R6

R5

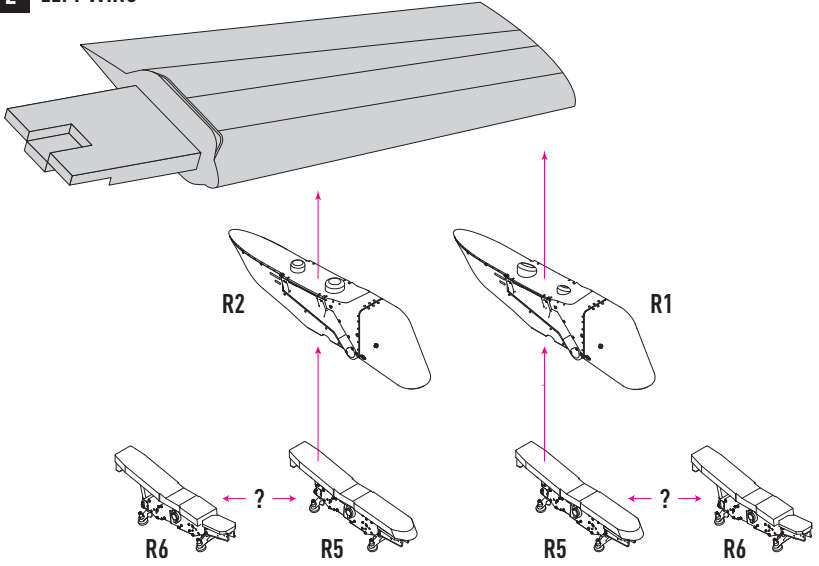


R5

R6

R5 - LOADING WEAPONS, R6 - LOADED IN PARKING POSITION

2 LEFT WING



R5 - LOADING WEAPONS, R6 - LOADED IN PARKING POSITION

LEFT VIEW

