



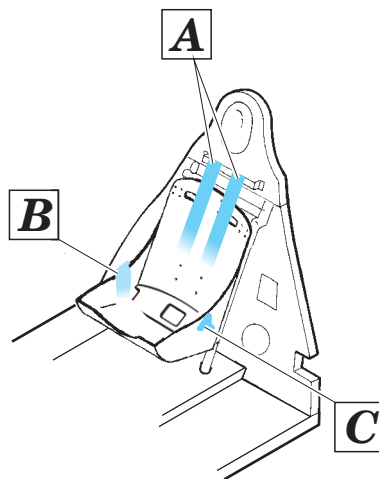

Seatbelts USN WWII green SUPERFABRIC

eduard

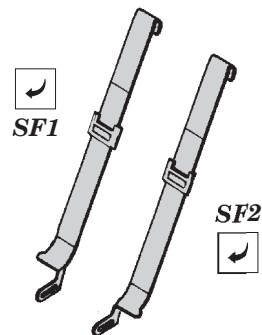
49 086

1/48 scale detail set • sada detailů pro model 1/48

SF - Super Fabric Seatbelts




A



SF1

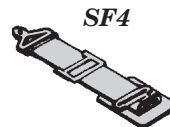
SF2

C

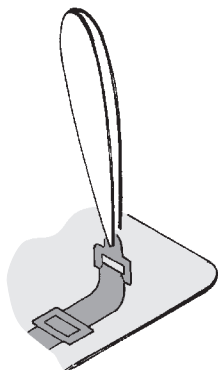


SF3

B



SF4



- 1. Remove SF part from the supporting paper using point tweezers.**
- 2. Put the SF part to its place.**
- 3. Fix the part using white glue.**

Note: Do not use CA glue !!!